

The information in this document is subject to change without notice and should not be construed as a commitment by ABB. ABB assumes no responsibility for any errors that may appear in this document.

Except as may be expressly stated anywhere in this document, nothing herein shall be construed as any kind of guarantee or warranty by ABB for losses, damages to persons or property, fitness for a specific purpose or the like.

In no event shall ABB be liable for incidental or consequential damages arising from use of this document.

This document and parts thereof must not be reproduced or copied without ABB's written permission, and contents thereof must not be imparted to a third party nor be used for any unauthorized purpose. Contravention will be prosecuted.

Additional copies of this document may be obtained from ABB at its then current charge.

© Copyright 2004 ABB ALL right reserved.

ABB Automation Technologies AB
Robotics
SE-721 68 Västerås
Sweden

Latest revision:
Prepared by, date: PR, 100507 | Approved by, date: AL, 100517



Lab/Office:
PAW

SAFETY OPTIONS A/L/S
COPYRIGHT PAGE

Status: Approved	Plant: = Location: + Sublocation: +	Rev. Ind	Page 1
Document no. 3HEA800730-001	03	Next 2	Total 14



Description : SAFETY OPTIONS A/L/S
 Drawing number : 3HEA800730-001
 Drawing version : 03
 Date : 2010-05-17

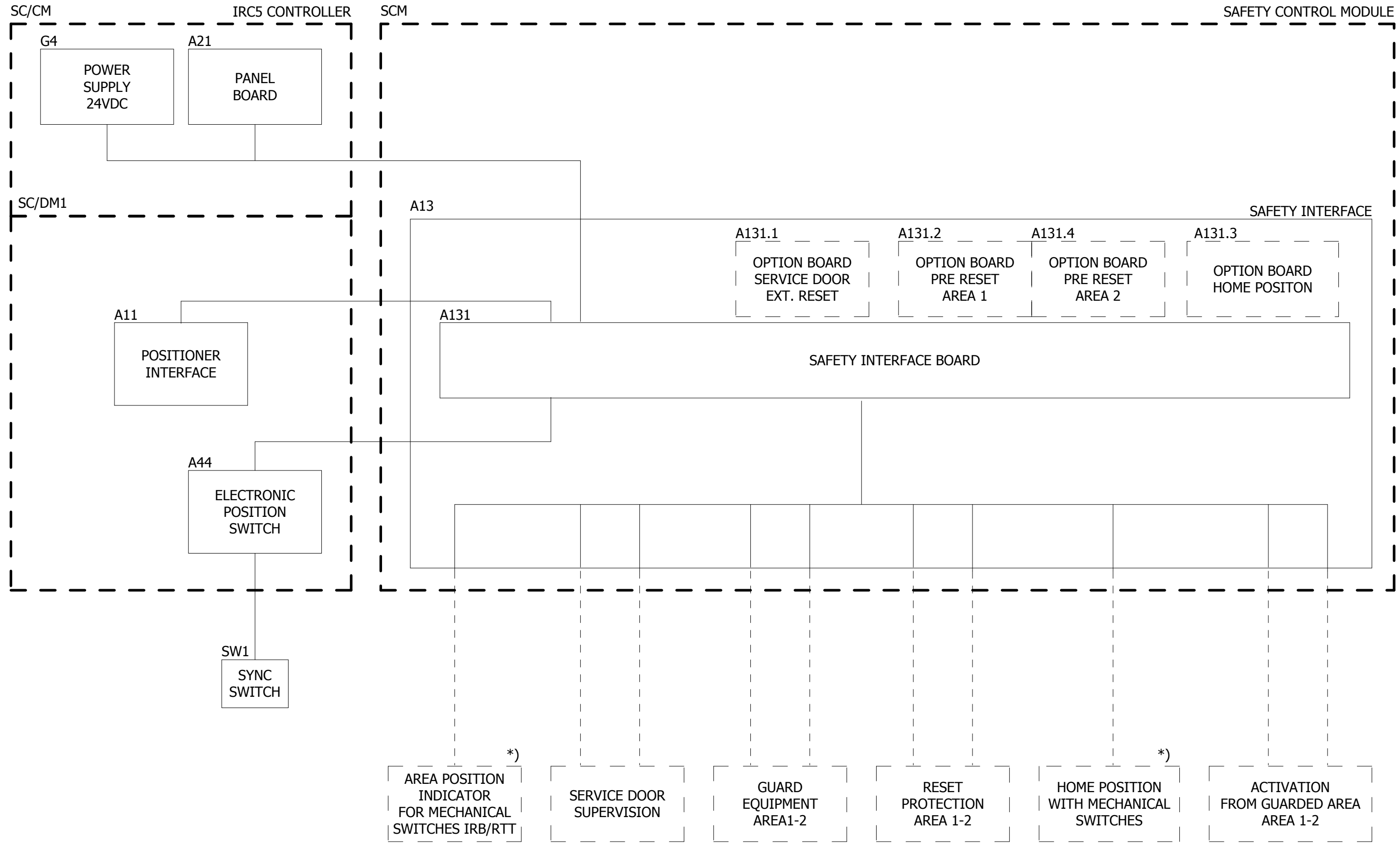
Customer :
 Year of construction : 2010
 :
 :
 :
 :
 :
 :

Drawn by : PAW/PR
 Number of pages : 14
 :
 :
 :
 :

We reserve all rights in this document and in the information contained therein. Reproduction, use or disclosure to third parties without express authority is strictly forbidden. © Copyright 2003 ABB

Latest revision:			Lab/Office: PAW	SAFETY OPTIONS A/L/S	Status: Approved	Plant: = Location: + Sublocation: +	Rev. Ind	Page 2
Prepared by, date: PR, 100507	Approved by, date: AL, 100517				TITLE PAGE	Document no. 3HEA800730-001	03	Next 3 Total 14

We reserve all rights in this document and in the information contained therein. Reproduction, use or disclosure to third parties without express authority is strictly forbidden. © Copyright 2003 ABB



*) NOT TOGETHER WITH ELECTRONIC POSITION SWITCH.

Latest revision:
Rev. 03:Electronic Position Switch added.

Prepared by, date: PR, 100507 | Approved by, date: AL, 100517

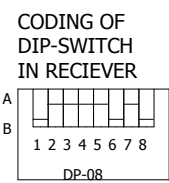
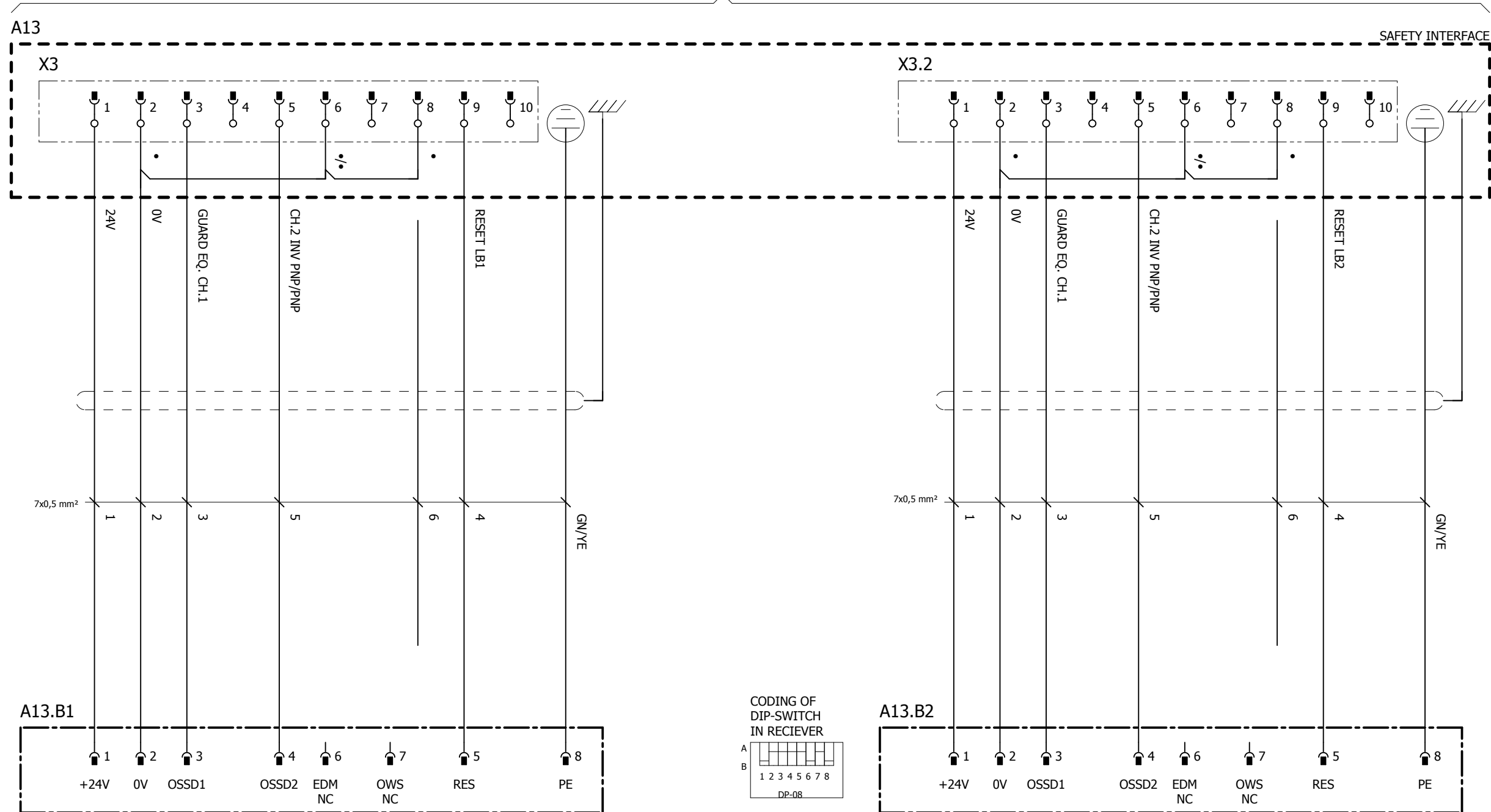


Lab/Office:
PAW

**SAFETY OPTIONS A/L/S
BLOCK DIAGRAM**

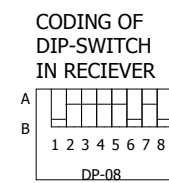
Status: Approved	Plant: = Location: + Sublocation: +
Document no. 3HEA800730-001	Rev. Ind 03
	Page 4 Next 5 Total 14

SEE SAFETY INTERFACE SH.7



CODE:
B A A A A B A B

TRANSMITTER/RECEIVER AREA 1
PNP/PNP SAFETY OUTPUTS
MODEL NAME: MSLZ01-25031



CODE:
B A A A A B A B

TRANSMITTER/RECEIVER AREA 2
PNP/PNP SAFETY OUTPUTS
MODEL NAME: MSLZ01-25031

CONNECTED WITH AWG 18 BU,
IF NO OTHER NOTATION

Latest revision:



Lab/Office:
PAW

SAFETY OPTIONS A/L/S
GUARD EQUIPMENT
LIGHT BEAM MSLZ

Status:
Approved

Plant: =
Location: +
Sublocation: +

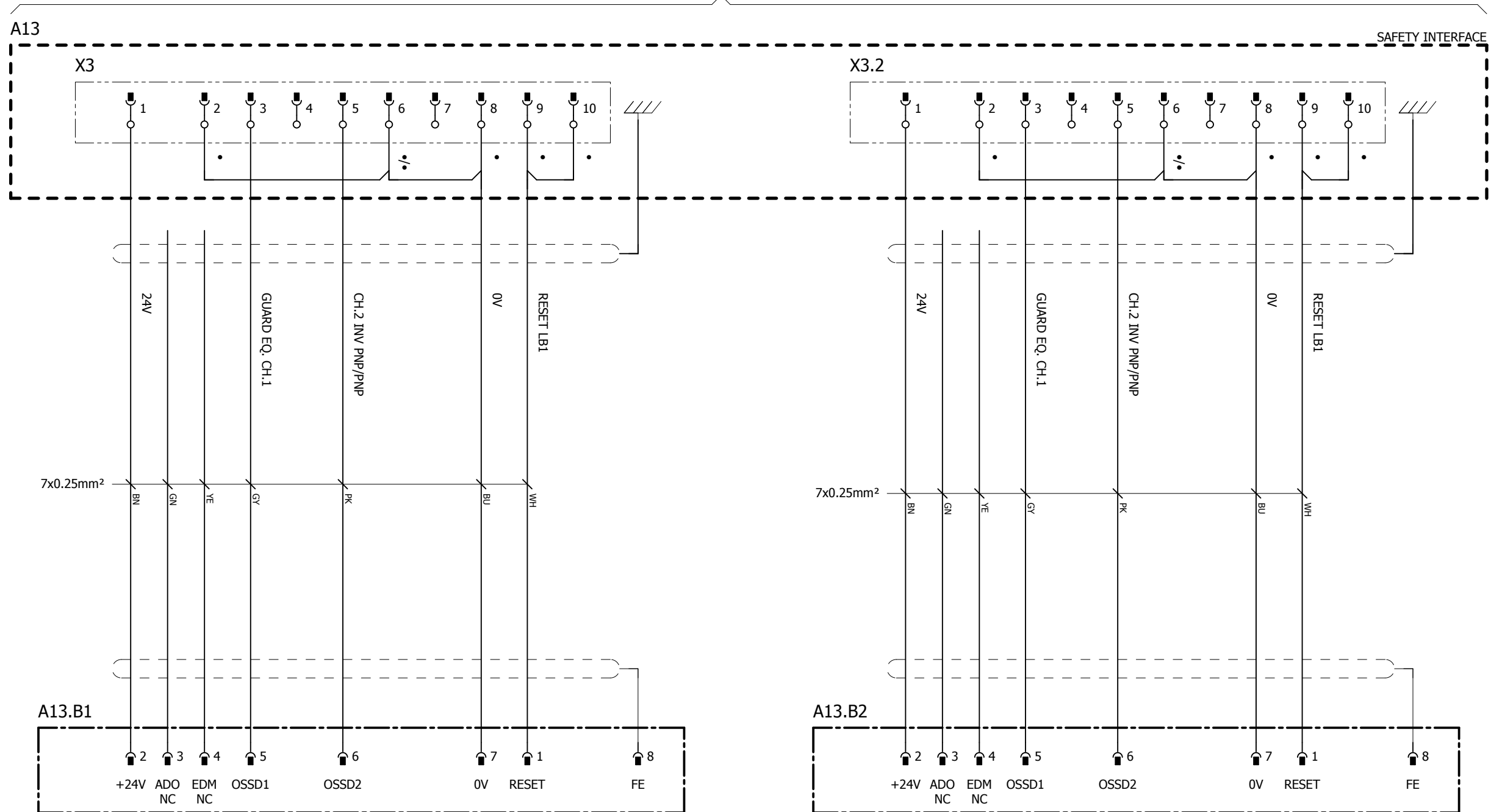
Prepared by, date: PR, 100507

Approved by, date: AL, 100517

Document no.
3HEA800730-001

Rev. Ind
03
Page 5
Next 6
Total 14

SEE SAFETY INTERFACE SH.7



TRANSMITTER/RECEIVER,
PNP/PNP SAFETY OUTPUTS

MODEL NAME: M40Z-025000RR0

TRANSMITTER/RECEIVER,
PNP/PNP SAFETY OUTPUTS

MODEL NAME: M40Z-025000RR0

CONNECTED WITH AWG 18 BU,
IF NO OTHER NOTATION

Latest revision:

Prepared by, date: PR, 100507

Approved by, date: AL, 100517



Lab/Office:
PAW

SAFETY OPTIONS A/L/S
GUARD EQUIPMENT
LIGHT BEAM M4000/M40Z

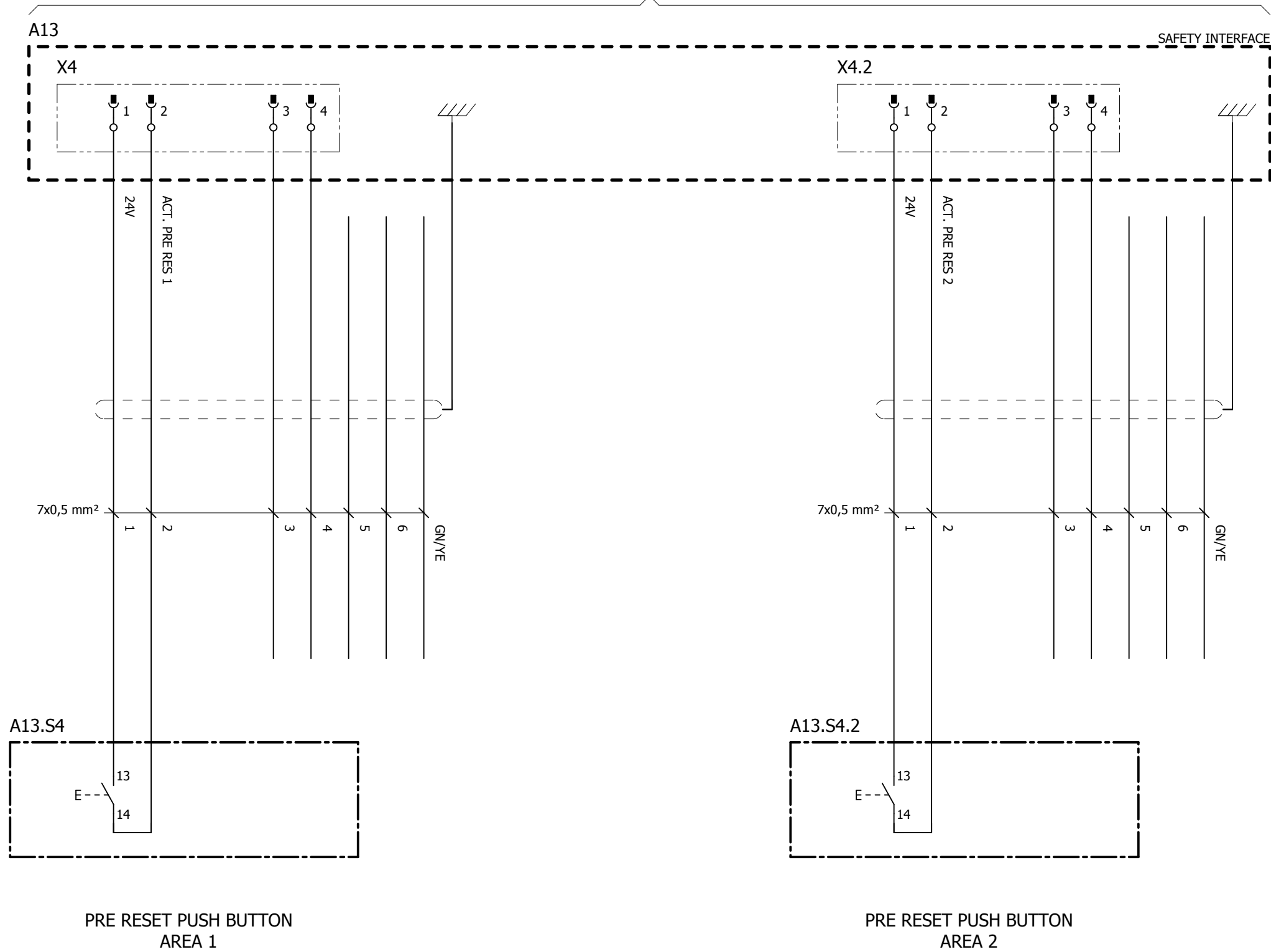
Status:
Approved

Document no.
3HEA800730-001

Plant: =
Location: +
Sublocation: +

Rev. Ind Page 6
Next 7
Total 14

SEE SAFETY INTERFACE SH.8



We reserve all rights in this document and in the information contained therein. Reproduction, use or disclosure to third parties without express authority is strictly forbidden. © Copyright 2003 ABB

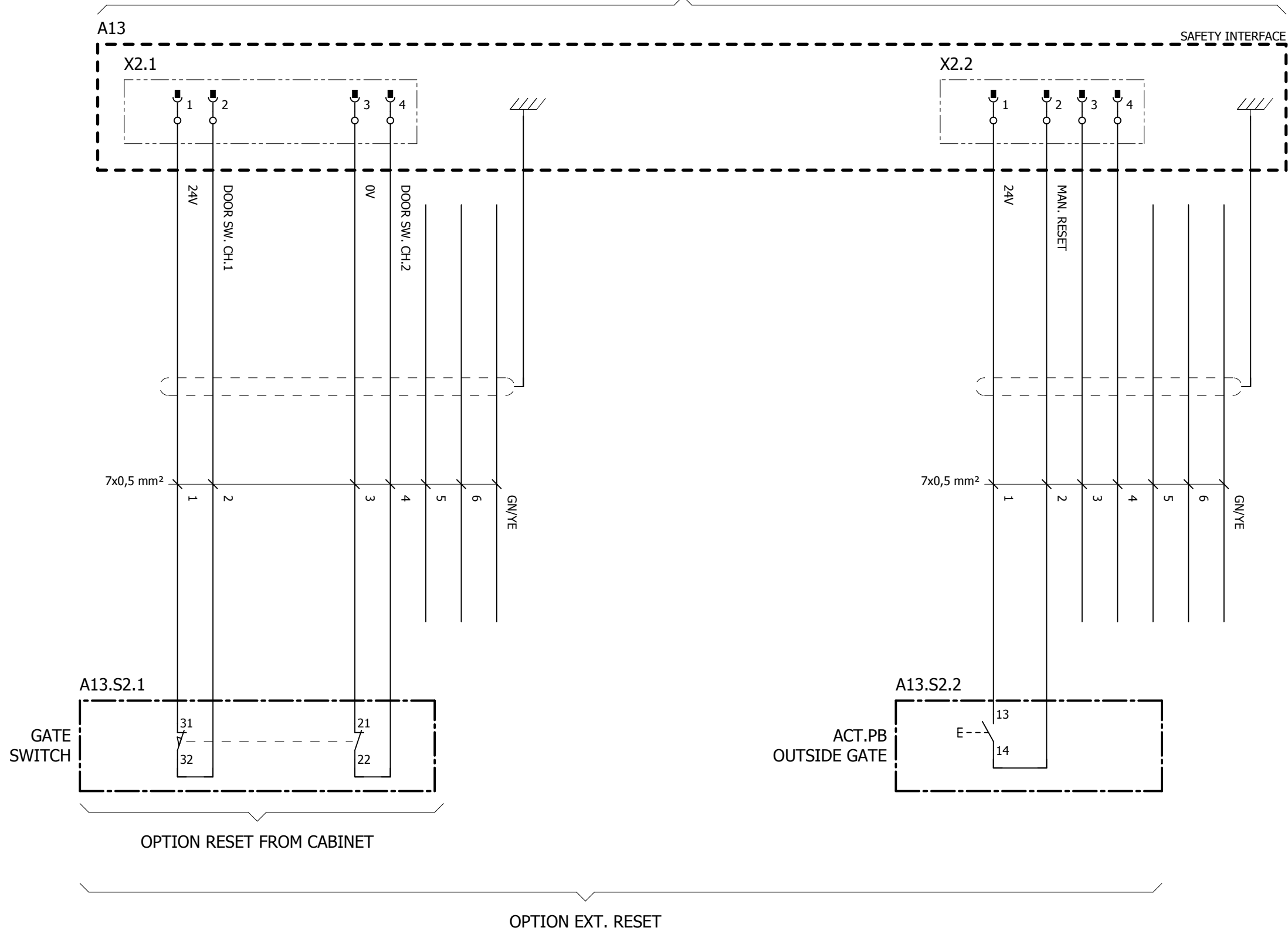
Latest revision:
 Prepared by, date: PR, 100507
 Approved by, date: AL, 100517

ABB Lab/Office:
PAW

SAFETY OPTIONS A/L/S
 RESET PROTECTION -PRE RESET PB

Status: Approved	Plant: = Location: + Sublocation: +
Document no. 3HEA800730-001	Rev. Ind 03
	Page 7 Next 8 Total 14

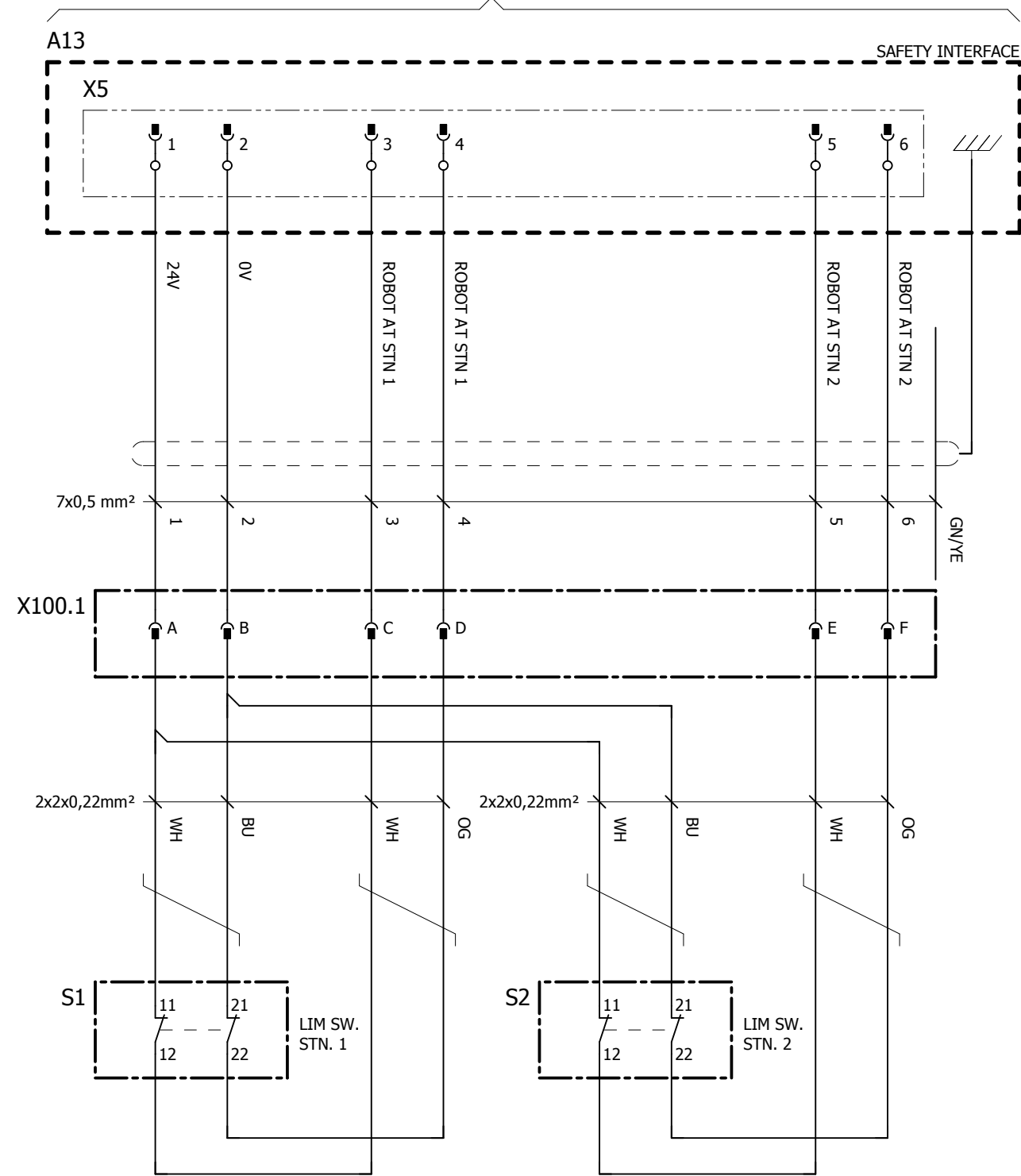
SEE SAFETY INTERFACE SH.9



We reserve all rights in this document and in the information contained therein. Reproduction, use or disclosure to third parties without express authority is strictly forbidden. © Copyright 2003 ABB

Latest revision:	ABB	Lab/Office: PAW	SAFETY OPTIONS A/L/S SERVICE DOOR SUPERVISION	Status: Approved	Plant: = Location: + Sublocation: +
Prepared by, date: PR, 100507		Approved by, date: AL, 100517		Document no. 3HEA800730-001	Rev. Ind 03

SEE SAFETY INTERFACE SH.10



STATION INDICATOR
MECHANICAL SWITCHES AXIS 1.IRB AT STN 1
*)

STATION INDICATOR
MECHANICAL SWITCHES AXIS 1.IRB AT STN 2
*)

*) NOT TOGETHER WITH ELECTRONIC POSITION SWITCH.

Latest revision:
Rev. 03:Note *) added.

Prepared by, date: PR, 100507

Approved by, date: AL, 100517



Lab/Office:
PAW

SAFETY OPTIONS A/L/S
STATION INDICATION WITH
MECHANICAL SWITCHES AXIS 1,IRB

Status:
Approved

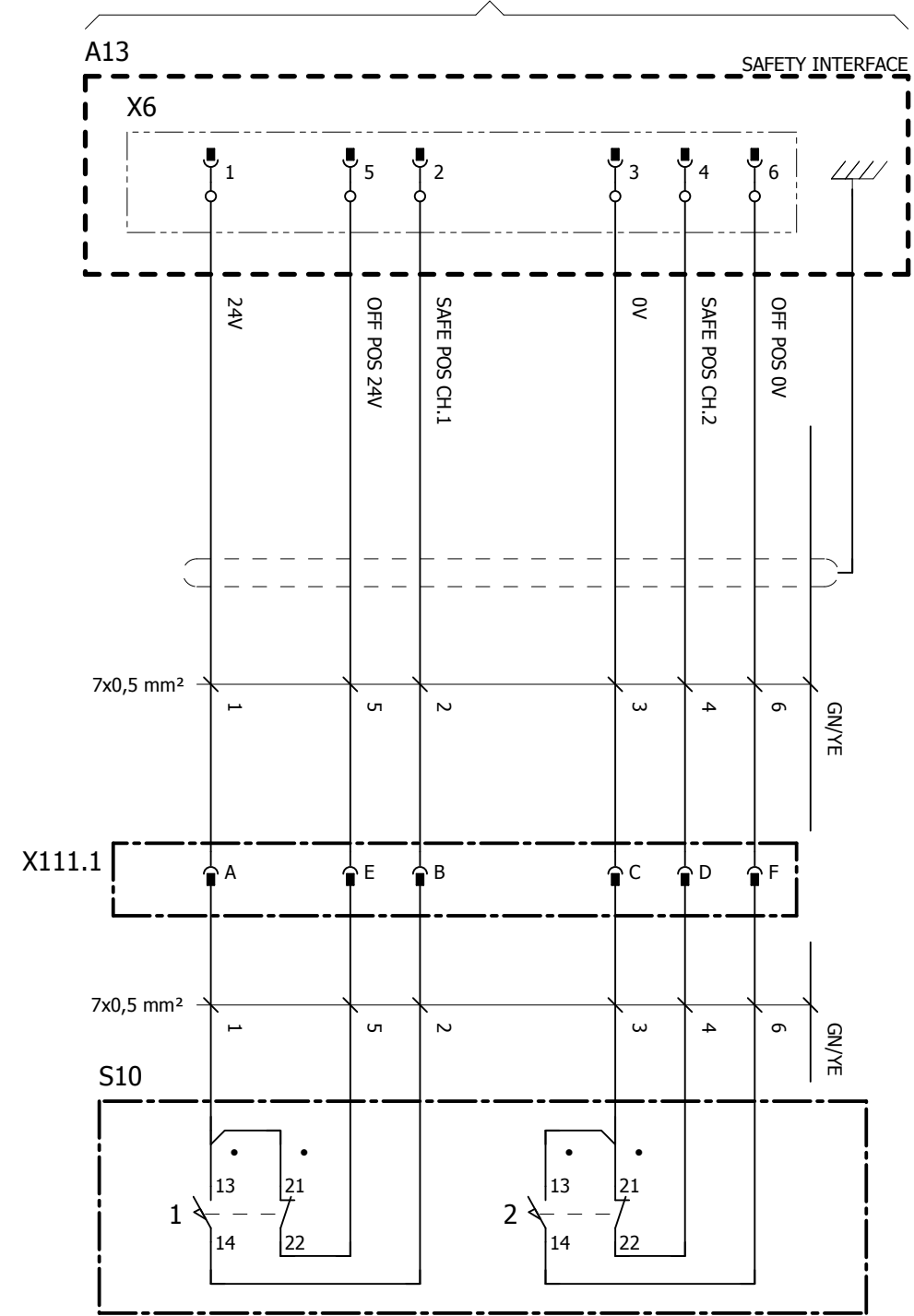
Plant: =
Location: +
Sublocation: +

Document no.
3HEA800730-001

Rev. Ind	Page 9
03	Next 10
	Total 14

We reserve all rights in this document and in the information contained therein. Reproduction, use or disclosure to third parties without express authority is strictly forbidden. © Copyright 2003 ABB

SEE SAFETY INTERFACE SH.11



POSITON SWITCH 1
MECHANICAL SWITCHES AXIS 1.IRB

*)

POSITON SWITCH 2
MECHANICAL SWITCHES AXIS 1.IRB

*)

*) NOT TOGETHER WITH ELECTRONIC POSITION SWITCH.

Latest revision:
Rev. 03:Note *) added.

Prepared by, date: PR, 100507

Approved by, date: AL, 100517



Lab/Office:
PAW

SAFETY OPTIONS A/L/S
HOME POSITION WITH MECHANICAL
SWITCHES AXIS 1,IRB

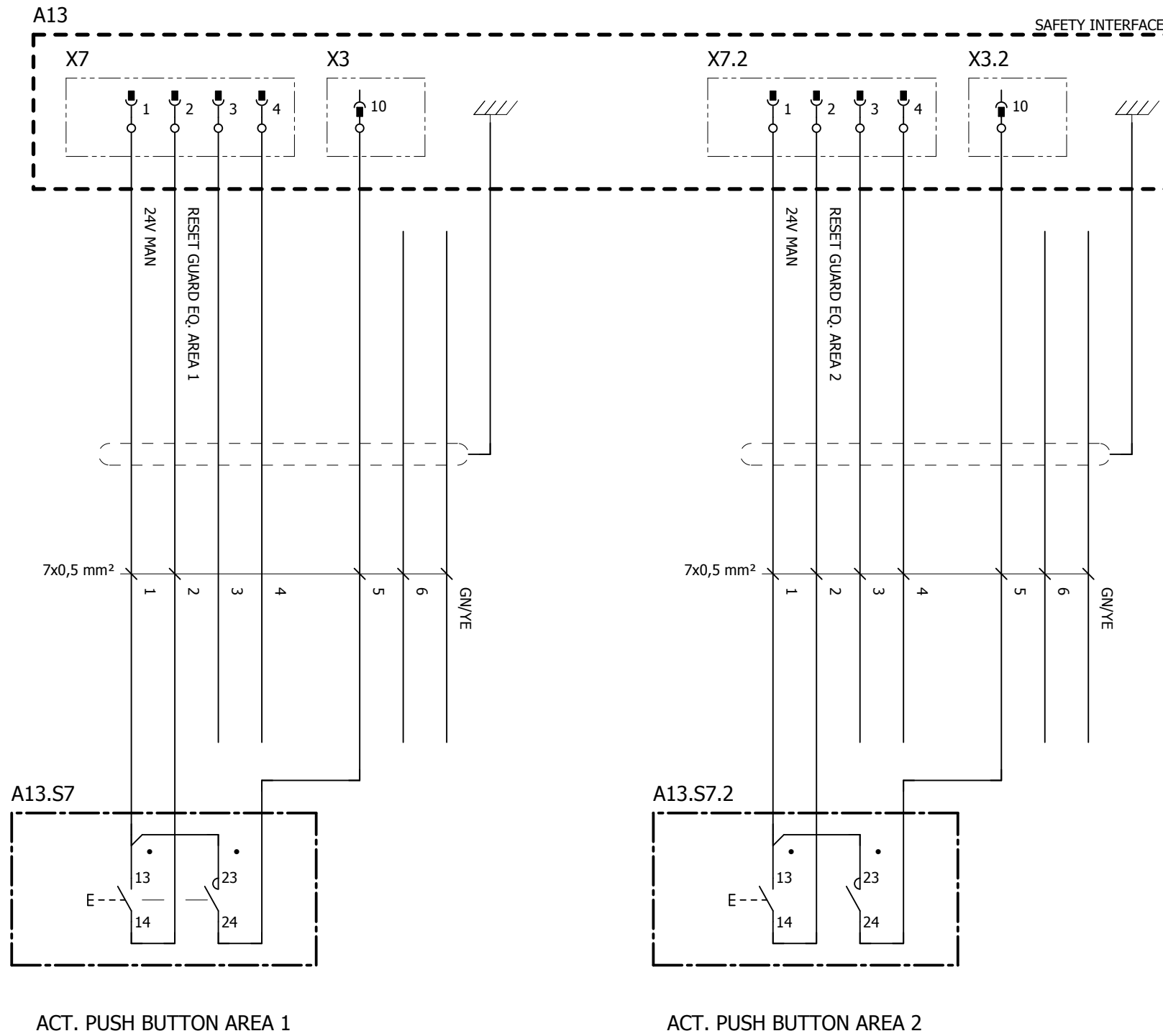
Status:
Approved

Document no.
3HEA800730-001

Plant: =
Location: +
Sublocation: +

Rev. Ind	Page 10
03	Next 11
	Total 14

SEE SAFETY INTERFACE SH.7 AND 12



We reserve all rights in this document and in the information contained therein. Reproduction, use or disclosure to third parties without express authority is strictly forbidden. © Copyright 2003 ABB

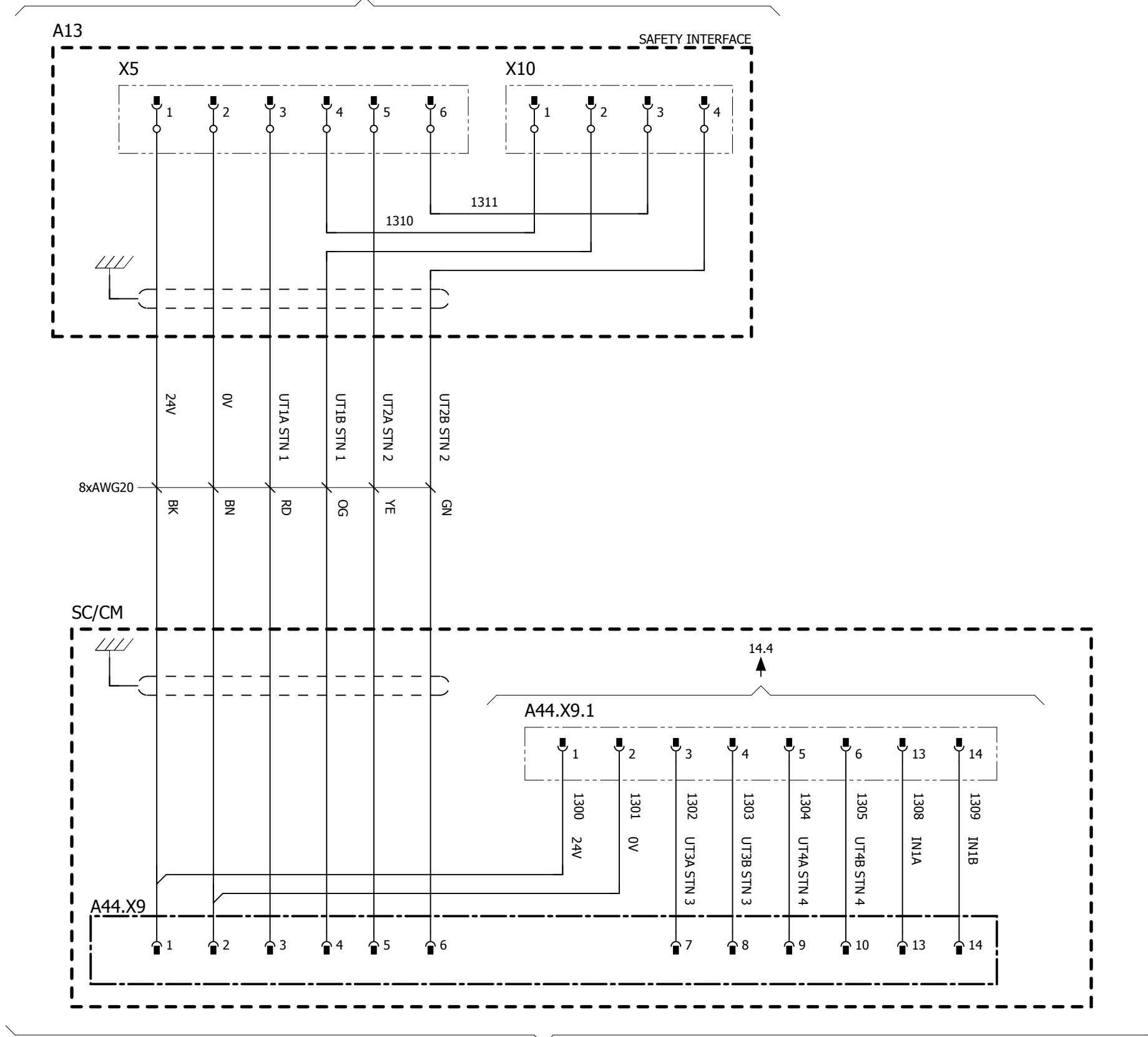
Latest revision:
 Prepared by, date: PR, 100507
 Approved by, date: AL, 100517

ABB Lab/Office:
PAW

SAFETY OPTIONS A/L/S
ACTIVATION FROM GUARDED AREA

Status: Approved	Plant: = Location: + Sublocation: +
Document no. 3HEA800730-001	Rev. Ind 03
	Page 11 Next 12 Total 14

SEE SAFETY INTERFACE SH.14



SEE EL DWGS FOR IRC5 CONTROLLER

CONNECTED WITH AWG 18 BU, IF NO OTHER NOTATION

We reserve all rights in this document and in the information contained therein. Reproduction, use or disclosure to third parties without express authority is strictly forbidden. © Copyright 2003 ABB

Latest revision:
Rev. 03:Page 12 added

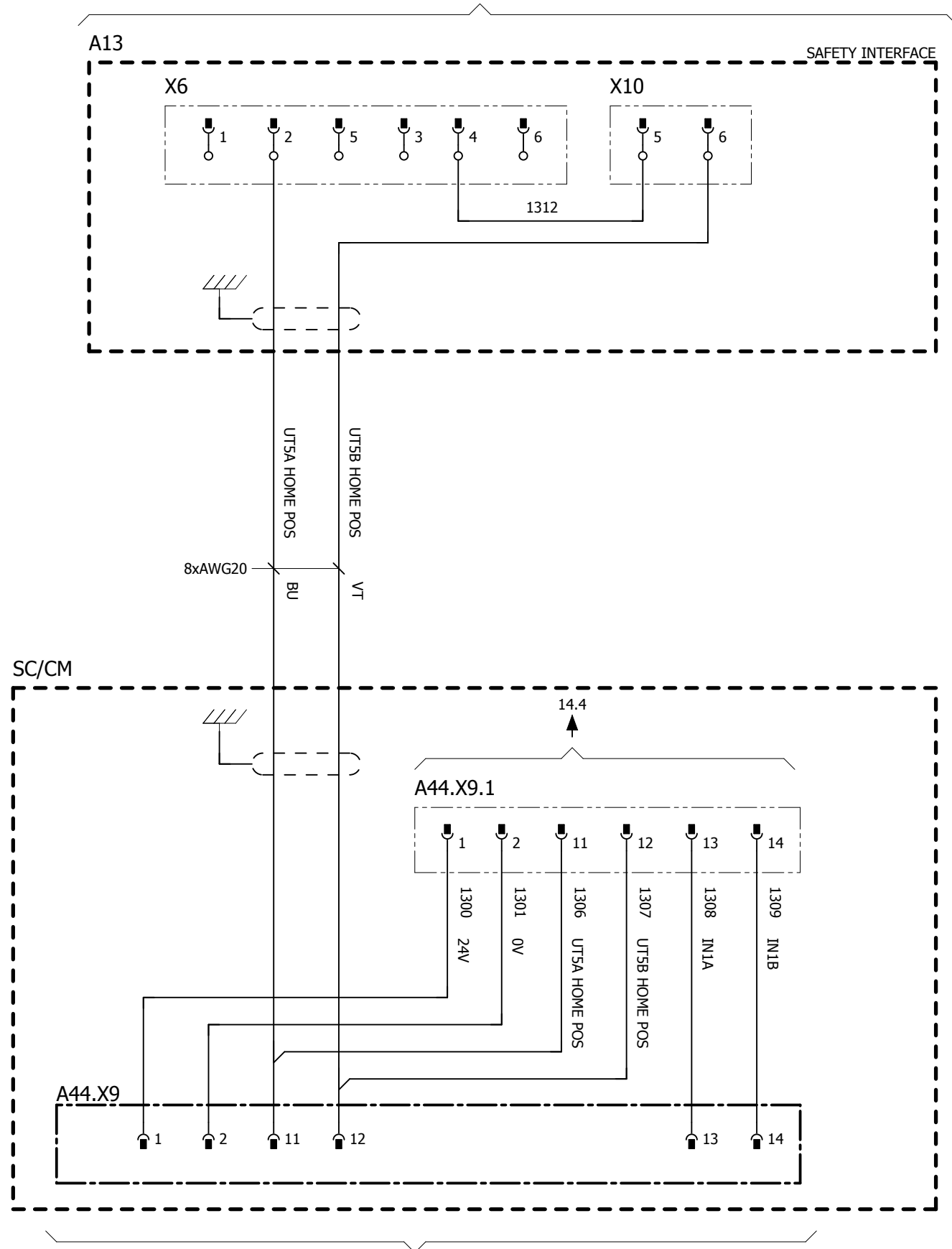
Prepared by, date: PR, 100507 Approved by, date: AL, 100517

ABB Lab/Office:
PAW

SAFETY OPTIONS A/L/S
STATION INDICATION WITH EPS
FOR AXIS 1,IRB

Status: Approved	Plant: = Location: + Sublocation: +
Document no. 3HEA800730-001	Rev. Ind 03
	Page 12 Next 13 Total 14

SEE SAFETY INTERFACE SH.15



SEE EL DWGS FOR IRC5 CONTROLLER

CONNECTED WITH AWG 18 BU, IF NO OTHER NOTATION

Latest revision:
Rev. 03:Page 13 added.

Prepared by, date: PR, 100507

Approved by, date: AL, 100517



Lab/Office:
PAW

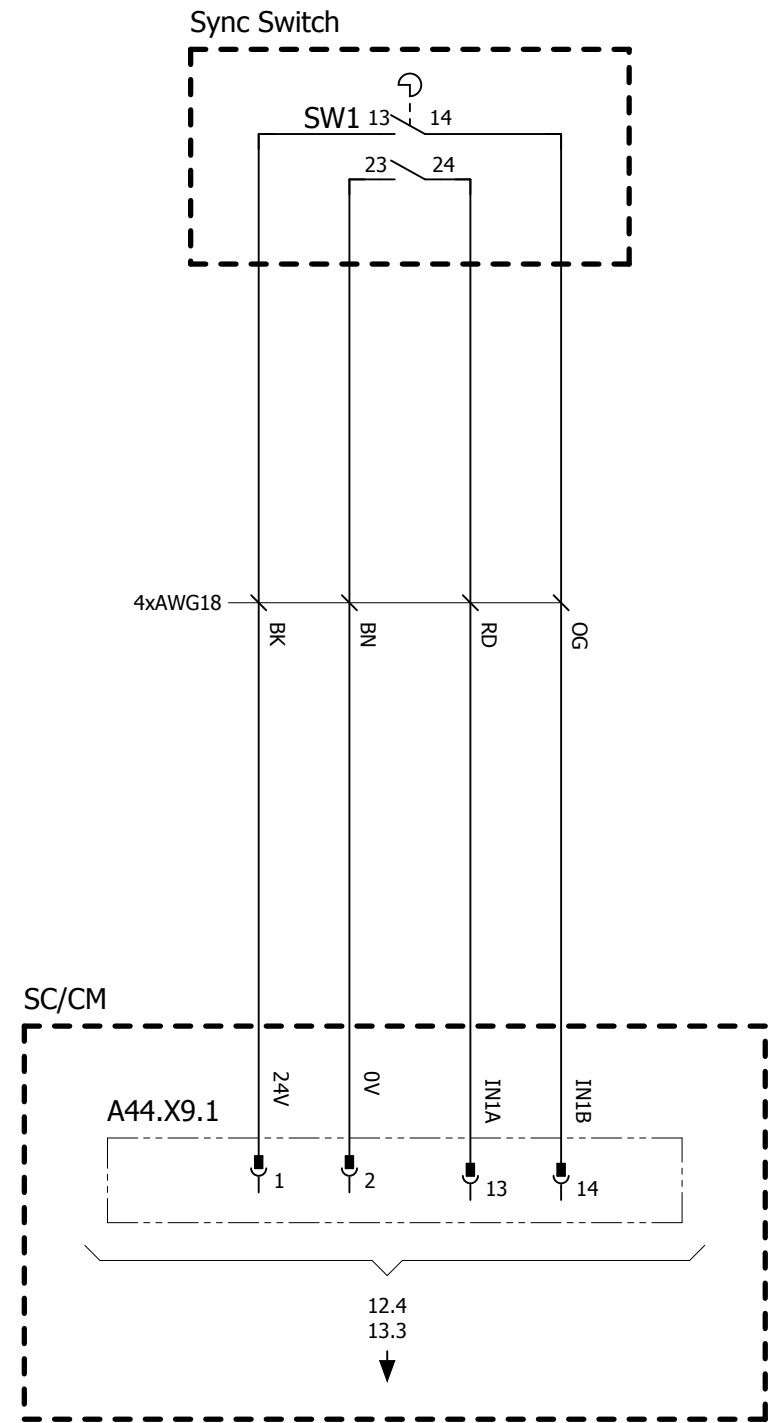
SAFETY OPTIONS A/L/S
HOME POSITION WITH EPS
FOR AXIS 1,IRB

Status:
Approved

Document no.
3HEA800730-001

Plant: =
Location: +
Sublocation: +

Rev. Ind	Page 13
03	Next 14
	Total 14



We reserve all rights in this document and in the information contained therein. Reproduction, use or disclosure to third parties without express authority is strictly forbidden. © Copyright 2003 ABB

Latest revision:
Rev. 03:Page 14 added.

Prepared by, date: PR, 100507 Approved by, date: AL, 100517

ABB Lab/Office:
PAW

SAFETY OPTIONS A/L/S
SYNC SWITCH FOR EPS

Status: Approved	Plant: = Location: + Sublocation: +
Document no. 3HEA800730-001	Rev. Ind 03
	Page 14 Next Total 14